

Ultra Low Profile MiMo WiFi Antenna

CM[X]-24-58-2[VAR]

PANORAMA ANTENNAS



Ultra Low Profile

Up to 4 x 4 MiMo Dual Band WiFi

EN45545-2 Certified

EN50155 Certified

Certified to IP69K and IK10

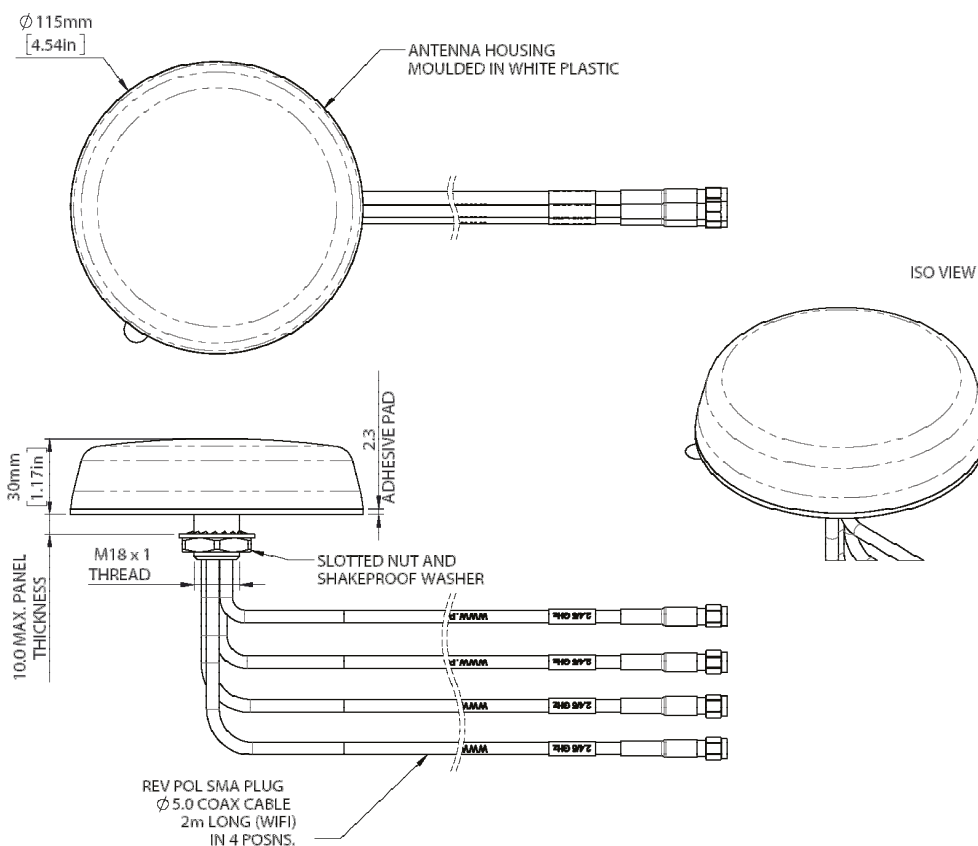
The CM[X]-24-58 range has been designed to provide MiMo dual band WiFi coverage in an ultra low profile package. The compact, robust low-profile housing contains up to four antenna elements with effective isolation and low correlation covering 2.4-2.5/4.9-6GHz.

The antenna is designed to be ceiling mounted and can be fitted on a conductive or non-conductive panel. Supplied with integrated flame retardant CS32 cables (Compliant to UNECE 118.01 and EN45545-2) and a halogen free flame retardant radome the antenna is suitable for many environments.

EN45545-2 and EN50155 approvals mean that the antenna is suitable for mounting on and inside rolling stock and the low height make the product suitable for low clearance scenarios including two deck rail cars.

Technical Drawing

CM4-24-58-2RPSP Shown



Panorama Antennas Ltd
Frogmore, London, SW18 1HF, United Kingdom
T: +44 (0)20 8877 4444 | F: +44 (0)20 8877 4477
E: sales@panorama-antennas.com
W: www.panorama-antennas.com

PANORAMA ANTENNAS

Page 1

Waiver: The data given above is indicative of the performance of the product/s under particular conditions and does not imply a guarantee of performance. These specifications are subject to change without notice. Copyright © Panorama Antennas Ltd. All rights reserved.
11/04/2019 V2.4

Ultra Low Profile MiMo WiFi Antenna

CM[X]-24-58-2[VAR]

PANORAMA  ANTENNAS

Product Data

Part No.	CM2-24-58-2[VAR]	CM3-24-58-2[VAR]	CM4-24-58-2[VAR]
	2x 2.4/5.0 GHz	3x 2.4/5.0 GHz	4x 2.4/5.0 GHz
Peak Gain:	2.4-2.5GHz	4dBi	6dBi
Isotropic †	4.9-6.0GHz	5dBi	9dBi
Typical VSWR*		< 2:1	
Typical Isolation*		> 12dB	
Pattern		Omni-directional	
Nominal Impedance		50Ω	
Max Input Power		10W	
Mechanical Data			
Dimensions	Diameter	115mm (4.52")	
	Height	30mm (1.18")	
Operating Temp.		-30° / +70°C (-22° / 158°F)	
Material		LEXAN EXL9330	
Colour		White	
IP Rating		IP66 / IP69K**	
Vandal Protection		IK10	
Typical Weight		225g	
Regulatory Approvals		EN45545-2 : HL 1-3 / EN50155	
Mounting Data			
Fixing		Panel Mount - 18mm (3/4")	
Cable Data			
WiFi Cables	Cable Type	CS32 Flame Retardant to UN118.01 / EN6722 / EN45545-2	
	Diameter	5mm (0.2")	
	Length	2m (6')	
	Termination		
	Rev Pol SMA Plug	CM2-24-58-2RPSP	CM3-24-58-2RPSP
	Right Angled N Plug	CM2-24-58-2RANP	CM3-24-58-2RANP

www.lucom.de

† Peak gain simulated with all elements fed on 600x600mm ground plane excluding cable loss

* Typical Isolation and VSWR stated as measured with 0.5m (1.5') of cable

**When installed in accordance with SW3-996

Panorama Antennas Ltd
Frogmore, London, SW18 1HF, United Kingdom
T: +44 (0)20 8877 4444 | F: +44 (0)20 8877 4477
E: sales@panorama-antennas.com
W: www.panorama-antennas.com

PANORAMA  ANTENNAS

Page 2

Waiver: The data given above is indicative of the performance of the product/s under particular conditions and does not imply a guarantee of performance. These specifications are subject to change without notice. Copyright © Panorama Antennas Ltd. All rights reserved.

11/04/2019 V2.4

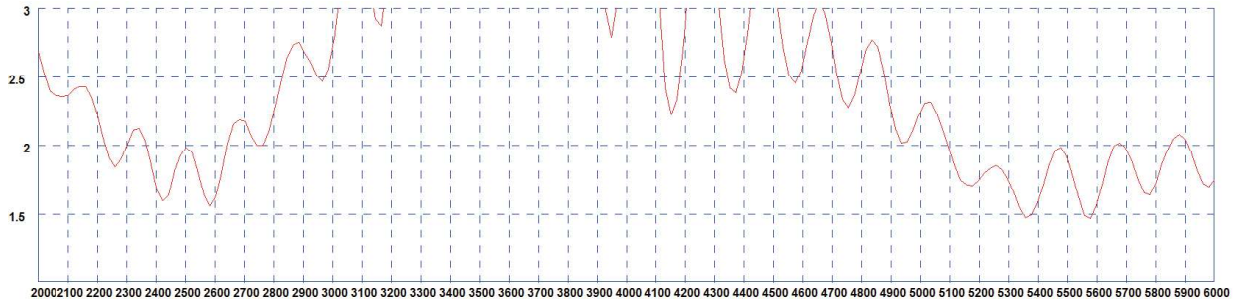
Ultra Low Profile MiMo WiFi Antenna

PANORAMA ANTENNAS

CM[X]-24-58-2[VAR]

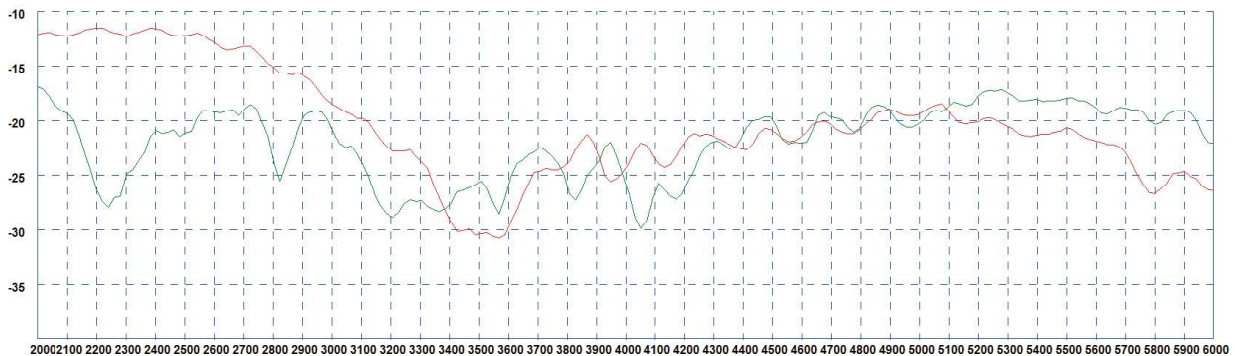
Electrical Data

Typical VSWR - Elements 1-[3]4*



* VSWR measured with 0.5m (1.5') of CS32 cable

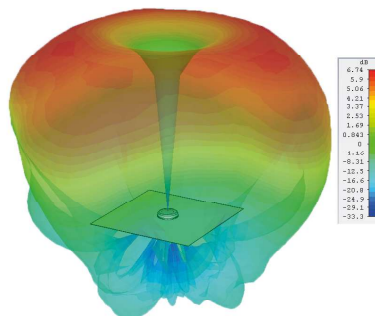
Typical Isolation - Elements 1-[3]4*



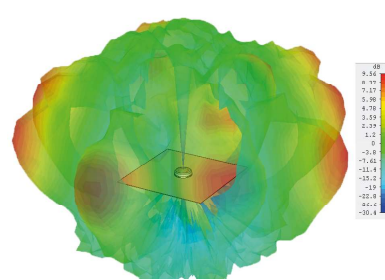
*Isolation measured with 0.5m (1.5') of CS32 cable Red Plot = Adjacent Elements Green Plot = Opposite Elements

Pattern Data

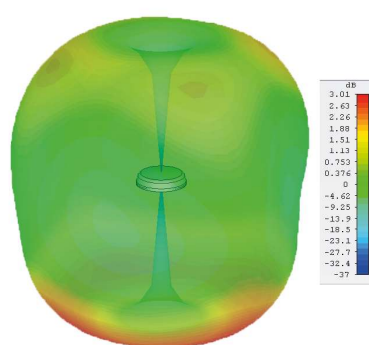
Typical 3D Pattern CM4 Ground Plane (2450MHz)



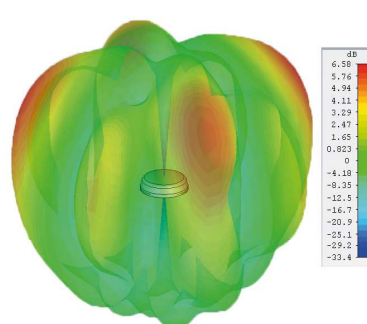
Typical 3D Pattern CM4 Ground Plane (5400MHz)



Typical 3D Pattern CM4 Free Space (2450MHz)



Typical 3D Pattern CM4 Free Space (5400MHz)



Panorama Antennas Ltd
Frogmore, London, SW18 1HF, United Kingdom
T: +44 (0)20 8877 4444 | F: +44 (0)20 8877 4477
E: sales@panorama-antennas.com
W: www.panorama-antennas.com

PANORAMA ANTENNAS

Waiver: The data given above is indicative of the performance of the product/s under particular conditions and does not imply a guarantee of performance. These specifications are subject to change without notice. Copyright © Panorama Antennas Ltd. All rights reserved.

11/04/2019 V2.4